

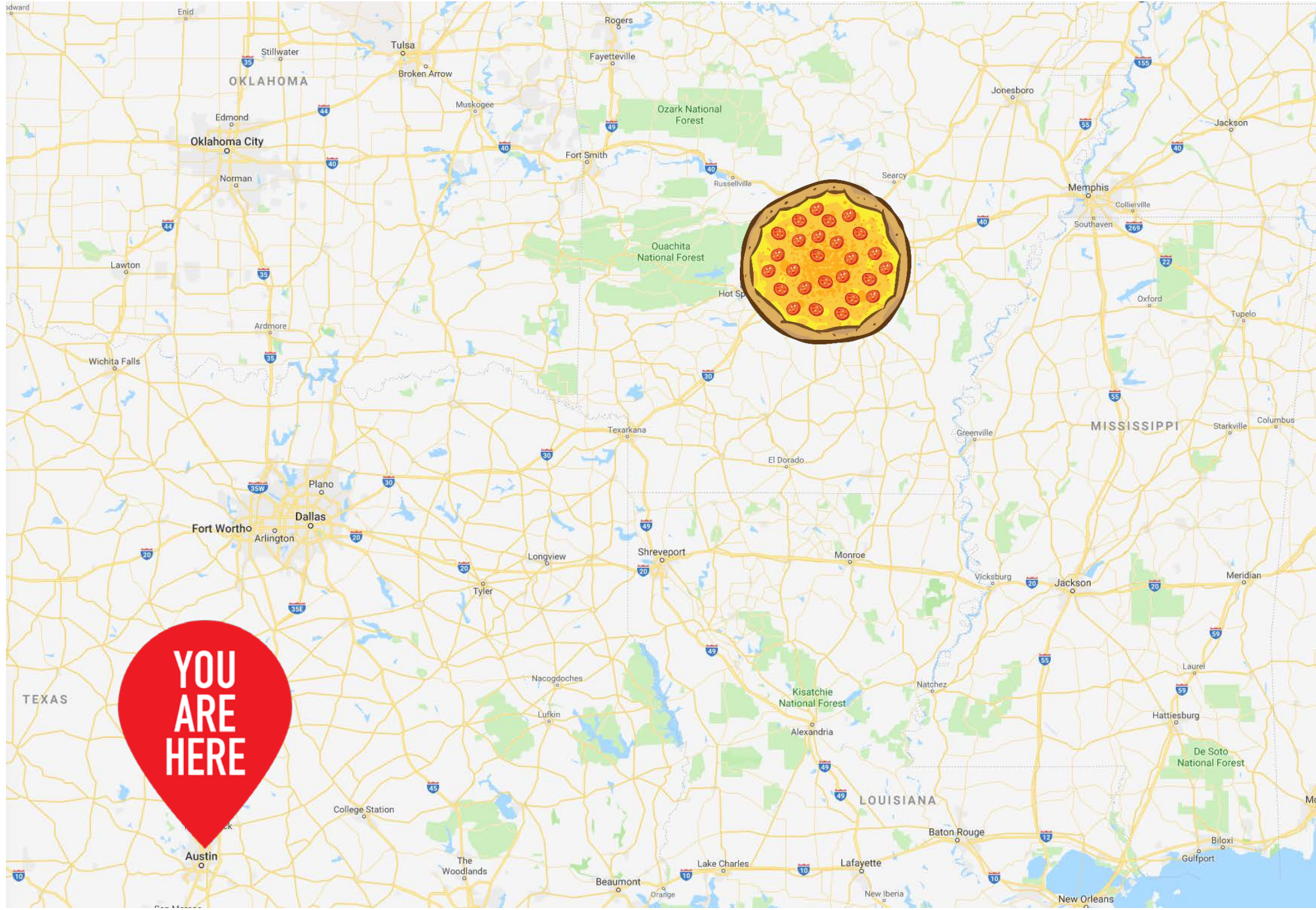


Leveraging Big Data to Advance Traffic Incident Management in a Rural State

Andrew Brewer, PE
Arkansas Department of Transportation







**YOU
ARE
HERE**



AR DOT
ARKANSAS DEPARTMENT
OF TRANSPORTATION





	WESTBOUND (from West to East)										EASTBOUND (from East to West)					
	113N04365	113-04365	113N04366	113-04366	113N04367	113-04367	113N04368	113-04368	113N04369	113-04369	113+04366	113P04365	113+04365	113P04364	113P04363	113+04363
12:00:00	63.61	63.99	64.31	65.00	64.99	63.99	64.99	66.66	66.33	65.00	64.65	64.96	65.31	62.86	62.33	64.33
12:15:00	65.33	64.29	66.32	66.33	66.00	64.99	66.00	65.99	65.99	64.00	65.33	65.66	62.99	62.99	64.64	65.32
12:30:00	63.31	64.32	66.33	65.66	66.31	65.33	64.99	65.00	66.33	63.32	64.31	63.29	61.49	64.29	63.33	62.62
12:45:00	63.99	57.36	63.96	64.28	60.92	63.52	63.96	64.99	65.00	63.66	65.99	32.32	56.61	63.61	62.97	60.28
13:00:00	0.00	11.50	37.38	49.59	58.92	60.60	63.33	63.99	63.66	64.33	34.38	6.30	10.54	28.39	60.31	66.29
13:15:00	0.00	6.15	7.13	18.72	38.24	56.59	62.62	61.97	61.60	61.60	41.98	6.00	5.89	7.94	38.34	56.90
13:30:00	0.00	5.35	3.00	6.30	11.65	35.41	54.98	61.17	62.64	62.99	36.71	7.00	7.37	9.05	10.49	30.74
13:45:00	9.00	3.83	0.00	7.47	6.92	8.82	34.93	58.26	62.27	64.33	43.37	9.60	6.17	6.77	7.92	10.31
14:00:00	0.00	4.50	3.00	7.50	4.50	5.29	9.07	34.09	55.21	60.92	49.79	8.08	4.67	6.55	10.24	17.66
14:15:00	0.00	7.27	0.00	12.00	7.87	6.18	9.18	30.37	50.11	59.62	21.72	14.00	13.00	5.81	5.68	10.24
14:30:00	15.91	7.70	0.00	11.68	8.44	4.13	6.18	10.81	29.22	59.99	30.80	9.58	8.33	7.12	6.77	7.20
14:45:00	11.03	5.14	4.44	11.35	9.00	5.25	3.60	4.86	16.58	57.96	35.22	9.64	10.65	14.96	34.31	22.22
15:00:00	15.75	4.00	3.27	5.35	4.86	6.61	5.81	10.44	7.45	25.51	37.94	12.71	15.51	18.84	49.38	63.64
15:15:00	14.82	4.62	3.60	3.43	4.00	4.86	5.29	5.60	7.41	18.52	57.55	50.38	59.78	62.64	63.99	65.64
15:30:00	13.03	4.00	4.29	5.06	4.00	4.62	4.62	6.63	6.61	13.22	64.99	63.99	63.29	64.97	64.29	65.66
15:45:00	17.60	4.29	3.60	3.27	3.60	5.00	5.29	6.30	6.28	10.19	63.99	63.64	64.64	64.33	63.31	66.31
16:00:00	14.11	4.86	3.43	14.00	6.22	3.75	5.00	6.90	10.31	12.21	63.65	64.96	65.31	63.99	63.31	64.66
16:15:00	15.23	5.00	4.00	4.00	4.29	5.45	6.28	8.14	5.45	8.46	63.65	62.28	63.32	64.33	64.31	64.99
16:30:00	20.01	5.00	3.83	5.05	4.62	4.62	5.62	5.53	5.08	7.21	63.99	64.00	64.66	65.64	65.32	65.33
16:45:00	27.61	5.00	4.29	4.00	4.62	5.89	5.14	5.71	7.92	8.99	61.86	64.64	63.31	63.64	62.24	65.64
17:00:00	26.56	5.00	4.00	4.00	4.00	4.86	4.86	5.89	7.33	11.59	62.60	62.33	61.99	61.99	60.60	62.99
17:15:00	35.54	10.96	4.50	4.00	4.00	4.86	5.00	6.30	7.13	9.94	65.99	65.99	65.66	65.97	65.31	65.66
17:30:00	45.48	45.92	31.31	23.20	16.83	9.28	5.62	6.18	5.14	9.50	64.99	64.32	63.64	63.56	62.93	64.62
17:45:00	17.85	29.22	48.08	51.65	50.33	47.18	39.40	30.86	24.64	12.00	65.66	66.32	64.56	65.66	64.29	65.00
18:00:00	15.62	20.95	47.23	56.42	60.15	62.57	62.96	63.58	62.58	59.86	65.32	64.60	65.91	65.93	63.52	64.64
18:15:00	33.07	52.87	65.31	64.31	65.33	65.66	64.66	64.97	65.33	65.33	66.33	66.99	67.00	66.66	66.32	65.99
18:30:00	64.32	66.33	66.31	66.64	66.64	66.33	65.66	64.61	66.00	64.32	66.31	65.66	66.33	65.32	64.97	65.33
18:45:00	65.66	64.33	66.32	65.97	65.93	65.18	63.48	65.96	65.99	63.93	64.56	65.99	62.16	64.99	66.27	62.17
19:00:00	62.77	64.65	66.28	65.28	64.96	64.97	64.66	64.33	65.33	64.65	66.99	65.60	65.29	65.28	64.96	66.64





YOU
ARE
HERE



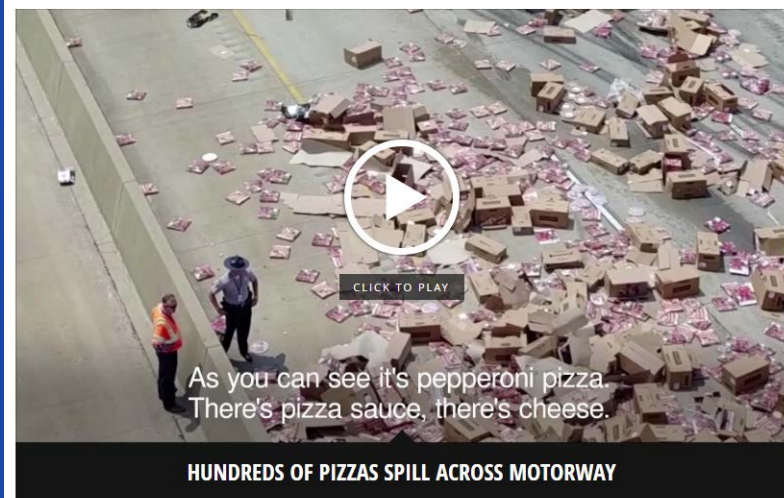


	WESTBOUND (from West to East)							EASTBOUND (from East to West)			
	113+04416	113P04415	113+04415	113P04502	113+04502	113P04501	113+04501	113-04415	113N04416	113-04416	113N04417
10:15:00	61.16	65.65	65.49	66.29	63.86	65.97	66.99	61.69	66.99	64.66	66.6
10:30:00	8.84	16.08	66.62	65.54	64.27	68	67.33	20.24	60	63.99	68.64
10:45:00	0	4.8	16.19	66.61	63.99	66.99	67.33	12.95	30.47	58.22	66.6
11:00:00	0	7	10.14	19.44	62.86	67.66	66.66	13.1	8.89	38.03	59.56
11:15:00	0	5.45	4.29	4	28.64	66.32	66.66	14.65	12.67	47.38	64.99
11:30:00	0	4	9.91	9.43	18.6	66.99	66.64	13.26	11.06	46.9	64.97
11:45:00	0	0	4	5.36	18.96	63.06	66.64	11.94	8.36	30.63	65.31
12:00:00	0	0	4	3.43	14.32	66.99	67.33	12.95	7.97	28.89	61.97
12:15:00	0	4	3.27	4	11.31	64.64	66	11.65	7.66	47.07	67.62
12:30:00	0	3	3.6	3.43	7.92	57.24	65.66	14.56	7.49	20.38	60.22
12:45:00	0	0	3.6	4.29	9.17	30.53	65.66	12.79	11.97	25.74	62.5
13:00:00	0	0	3.6	4.5	7.3	43.39	65.31	14.82	8.97	29.97	62.93
13:15:00	11.25	0	4.5	3	6.3	28.37	62.61	14.23	12.65	51.95	62.55
13:30:00	13.56	6.15	4.5	4	7.13	44.49	60.85	14.23	10.94	43.17	63.64
13:45:00	10	7.13	5.79	8.48	6.3	15.19	61.92	16.96	20.42	49.08	64.96
14:00:00	9.23	4.29	7.33	11.28	9.55	8.58	47.27	15.27	24	59.34	56.42
14:15:00	13.22	4.29	5.89	5.45	12.32	12.96	34.28	14.56	29.59	52.28	65.62
14:30:00	9	4	5.71	6.32	10	28.81	34.93	14.96	28.18	57.9	66.62
14:45:00	9	4	5	6.39	9.31	47.19	58.99	17.28	23.3	57.65	64.64
15:00:00	8.31	4.29	5	5.89	9.23	55.91	66.33	17.96	34.92	57.27	63.99
15:15:00	8.8	3.6	6.76	8.36	8.57	11.72	56.58	18.65	52.48	63.23	65.99
15:30:00	11.44	0	6.61	10.13	9.39	43.02	59.92	22.32	57.22	61.52	64.99
15:45:00	10.65	5.36	4	4.86	9	17.2	62.99	20.59	46.51	59.58	65.97
16:00:00	8.64	4.62	6.3	5.83	7.3	57.66	66.99	18.58	18.24	38.29	63.29
16:15:00	9.31	3.27	5.14	7.2	7.2	61.57	67.32	18.62	19.59	40.37	61.92
16:30:00	10.19	5.35	4.29	6.08	8.57	58.07	68.33	19.87	24.92	55.91	65.32
16:45:00	8.93	3.83	7.2	7.83	8.57	59.47	66.66	20.62	25.63	52.35	64.99
17:00:00	9	4.29	5.06	5.6	11.78	64.18	66.33	23.29	52.45	61.6	63.87
17:15:00	9	4	3.27	3.83	10.42	67.96	67.33	23	41.22	60.62	67.96
17:30:00	9.31	4.29	5.81	5.06	9	66.17	65.99	25.93	18.01	57.66	66.31
17:45:00	9.73	4.5	6.61	7	14.05	65.6	67.64	39.34	11.44	36.16	61.4
18:00:00	11.25	4.29	5.29	5.14	13.55	65.66	68.99	46.41	60.72	61.97	68.97
18:15:00	13.96	4.67	4.29	4.13	13.26	65.96	67.32	65.65	64.64	63.31	67.91
18:30:00	10.65	6.63	4.62	4	10.65	65.96	65.99	64.99	65.33	62.97	65.33
18:45:00	60	0	4.09	4.67	10.31	69.96	65.49	62.65	65.99	64.49	21.88
19:00:00	19.02	4.8	5.29	4.86	18.96	65.57	66.64	64.99	65.64	63.29	64.58
19:15:00	16.28	6.92	6.1	6.46	18.68	65.99	67	66.66	66.29	65.33	65.87
19:30:00	14.86	6.35	7.76	5.83	19.41	66.99	67.33	66.62	66.27	63.31	64.5
19:45:00	16.64	5.33	8.85	17.79	17.18	66.21	67.65	65.99	60.57	62.99	64.31
20:00:00	16.24	7.53	4.8	7.13	35.91	66.96	68	65.99	66.32	60.49	67.33
20:15:00	15	4.62	7.13	22.88	47.81	67.31	66.99	67	66.62	65.31	66
20:30:00	21.02	5.81	12.36	47.25	64.65	67.31	66.66	65.64	64.64	63.31	60.73
20:45:00	17.32	7.45	16.33	56.47	63.93	63.35	67.66	66.65	64.93	63.64	60.28
21:00:00	12.86	4.29	9.15	47.73	63.65	65.18	64.97	67.33	66.33	62.99	64.72
21:15:00	18.65	6.92	17.1	59.82	62.97	63.2	64.93	66.64	66.33	64.33	62.62
21:30:00	16.15	6.41	25.32	57.22	65.31	67.31	67	66.64	67.64	65.33	65.33
21:45:00	12.83	5.22	29.15	61.2	64.96	62.58	66.33	66.66	65.99	65.66	65.91
22:00:00	15.73	6.41	19.96	64.17	66.31	65.62	65.66	67	66.64	64.65	67.23
22:15:00	13.22	5.29	39.72	64.99	66.97	68.27	66.64	67.32	65.87	64.66	63.91
22:30:00	18.5	6.43	50.95	63.09	66.29	68.59	66.31	67.97	66.32	64.99	65.29
22:45:00	27.34	25.82	60.04	66.64	65.24	66.31	67.31	66.6	67.66	64.97	66.99
23:00:00	36.66	53.59	65.97	67.91	63.91	64.28	64.99	67.32	66.99	65.32	60.44
23:15:00	51.27	60.23	63.31	64.56	66.33	66.29	66.33	66.64	65.97	64.66	69.17
23:30:00	49.73	51.27	65.31	64.65	66.33	67.33	66.99	66.33	65.66	63.99	64.27
23:45:00	57.54	62.55	67.33	66.66	67.33	66.33	66.66	66.99	65.31	60.23	65.07

Thousand pepperoni pizzas close motorway after delivery lorry sliced open in bridge crash

The clean-up operation took four hours

By **Dave Masters** 15:52, 10 AUG 2017 | UPDATED 15:54, 20 DEC 2017




A major motorway was brought to a four-hour standstill after a lorry crashed into a bridge - sending 1000 pepperoni pizzas flying across the road.

The 18-wheel truck was delivering a mix of pizzas from the Nestlé-owned DiGiorno and Tombstone brands when it crashed on the road linking Dallas and Memphis in the US.

The prang blocked the entire westbound carriageway and left huge smears of tomato sauce across the tarmac.

Recovery vehicles were drafted in to scoop up the mess on the busy interstate road near Little Rock, Arkansas.

Local news reporter Emma Pettit tweeted the below video showing the clean-up in operation.



Emma Pettit @EmmaJanePettit
 It's not delivery, it's (1,000) DiGiorno! Crews scoop up pepperoni pies plastered on I-30 #ARNews
 1:59 PM - Aug 9, 2017
 1,043 467 people are talking about this

Many social media posts on the spill included digs about the catchphrase from the DiGiorno's pizza TV ads, which claims: "It's not delivery, it's DiGiorno!"

Matt Henry @MattHenry92
 Replying to @WGR550
 This just in DiGiorno has introduced a new pizza topping, dough, and crust called pavement
 8:27 AM - Aug 10, 2017
 See Matt Henry's other Tweets

The state's Department of Transportation office spokesperson Danny Straessle said the bridge had remained intact following the impact, suffering only "cosmetic damage".

ADVERTISEMENT FEATURE

Pepperoni pizzas might be in short supply in Arkansas in the coming days but thankfully that won't be the case down at your local Asda.



Take your pick of the pepperoni (Image: Asda)

They stock a mouth-watering range including the **Pepperoni Feast Stonebaked 10"** (£2.60), **Free From Pepperoni 10"** (£3.50) and the **Pepperoni Feast Stonebaked 10" Flatbread** (£2), all seen above.

You can also create your own fresh pizza on their **pizza counter**, with prices starting at £2.60 for a 10", or two for £4.50.



Create your own at your local store

Pick your favourite base from deep, thin & crispy, stonebaked, stuffed crust or flatbread, then add up to six tasty toppings.

These are all subject to availability and certain stores have different products.

[Click here to find your nearest Asda.](#)

Why TIM?

• Save Lives

Traffic incidents are the leading cause of death for law enforcement and EMS responders in the US, and results in multiple fatalities due to secondary crashes every year in Arkansas.

responders in the US, and results in multiple fatalities due to secondary crashes every year in Arkansas.

• Save Time

Every minute a freeway lane is blocked can result in 4 minutes of delay.

• Save Money

Less time spent in backups, fewer secondary crashes, fewer responder injuries, and fewer insurance claims all result in lowering costs for responder agencies, businesses, and the motoring public.

The **Traffic Incident Management (TIM)** program removes incidents from Arkansas' highways and restores normal travel operations as safely and quickly as possible. ARDOT partners with multiple agencies to:

- Enhance responder safety
- Enhance the safe and quick clearance of traffic incidents
- Reduce the risk of secondary crashes
- Support the economic vitality of Arkansas by minimizing delay



National TIM Responder Training

ARDOT and other TIM partners offer TIM training that are FREE to responders and other

- Reports -

[2019 Q1](#)

[2018 Q4](#)

[2018 Q3](#)

[2018 Q2](#)

[2018 Q1](#)



Resources

[Move Over Law Flier](#)

[Move It Law Flier](#)

[FHWA - Traffic Incident Management](#)

[The TIM Network](#)

TIM Contact
Andy Brewer
Asst. Division Engineer

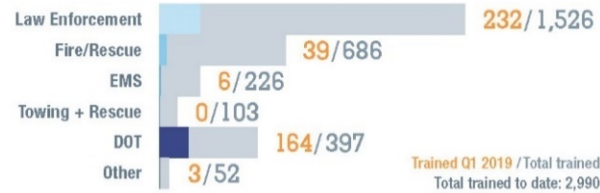


QUARTERLY REPORT

Find more information at www.ardot.gov/tim.aspx

2019 Q1 Statistics

444
Responders
Trained in TIM¹



46
(MINUTES)
Median Duration
of Lane Blockage²

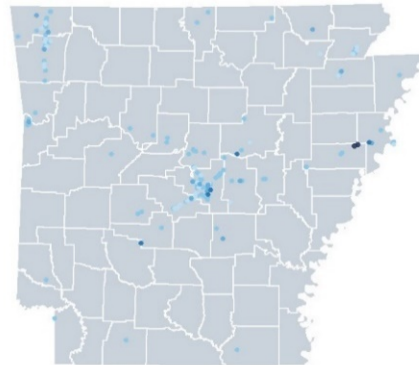
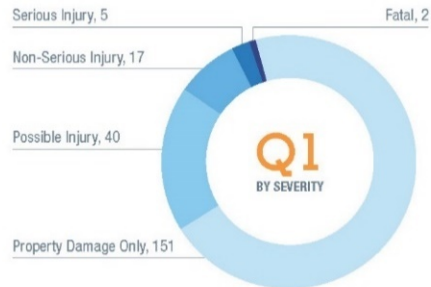


658
Crashes Managed
on Highways²



www.ardot.gov/tim.aspx

Secondary Crashes³



The Arkansas Department of Transportation, in collaboration with traffic incident management (TIM) stakeholders within our state, is proud to bring you the TIM quarterly report. This document will provide a snapshot of Arkansas' efforts to improve safety and mobility on our State Highway System through TIM.

- 1 Reported through National TIM Responder Training Program, 1/14/19 to 4/8/19
- 2 Accidents resulting in highway lane closures reported through ACTIS; note that other agencies such as Arkansas State Police are now reporting incidents directly to ACTIS
- 3 2019 preliminary data reported through eCrash



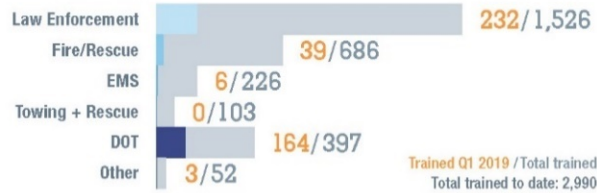
QUARTERLY REPORT

Find more information at www.ardot.gov/tim.aspx

2019 Q1 Statistics

444

Responders Trained in TIM¹



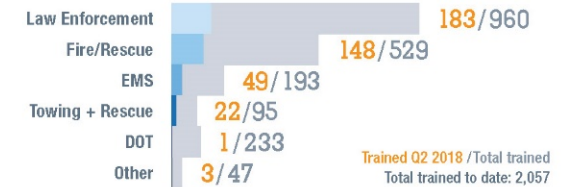
QUARTERLY REPORT

Find more information at www.ardot.gov/tim.aspx

2018 Q2 Statistics

406

Responders Trained in TIM¹



46

(MINUTES)
Median Duration of Lane Blockage²



658

Crashes Managed on Highways²



111

(MINUTES)
Average Duration of Lane Blockage²

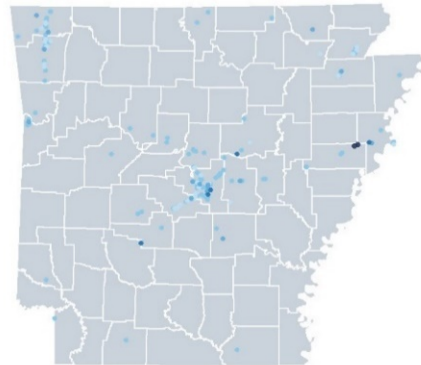
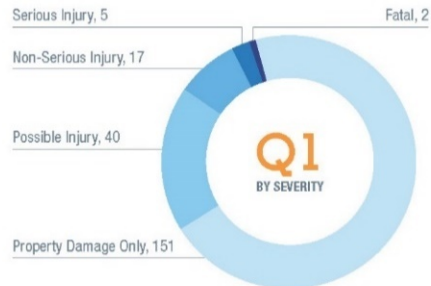


382

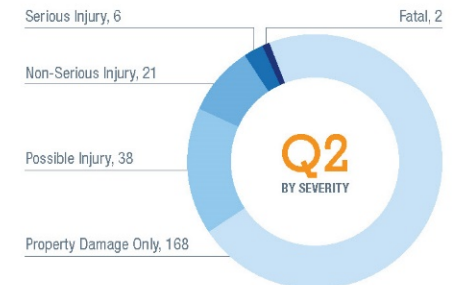
Crashes Managed on Highways²



Secondary Crashes³



Secondary Crashes by Quarter³



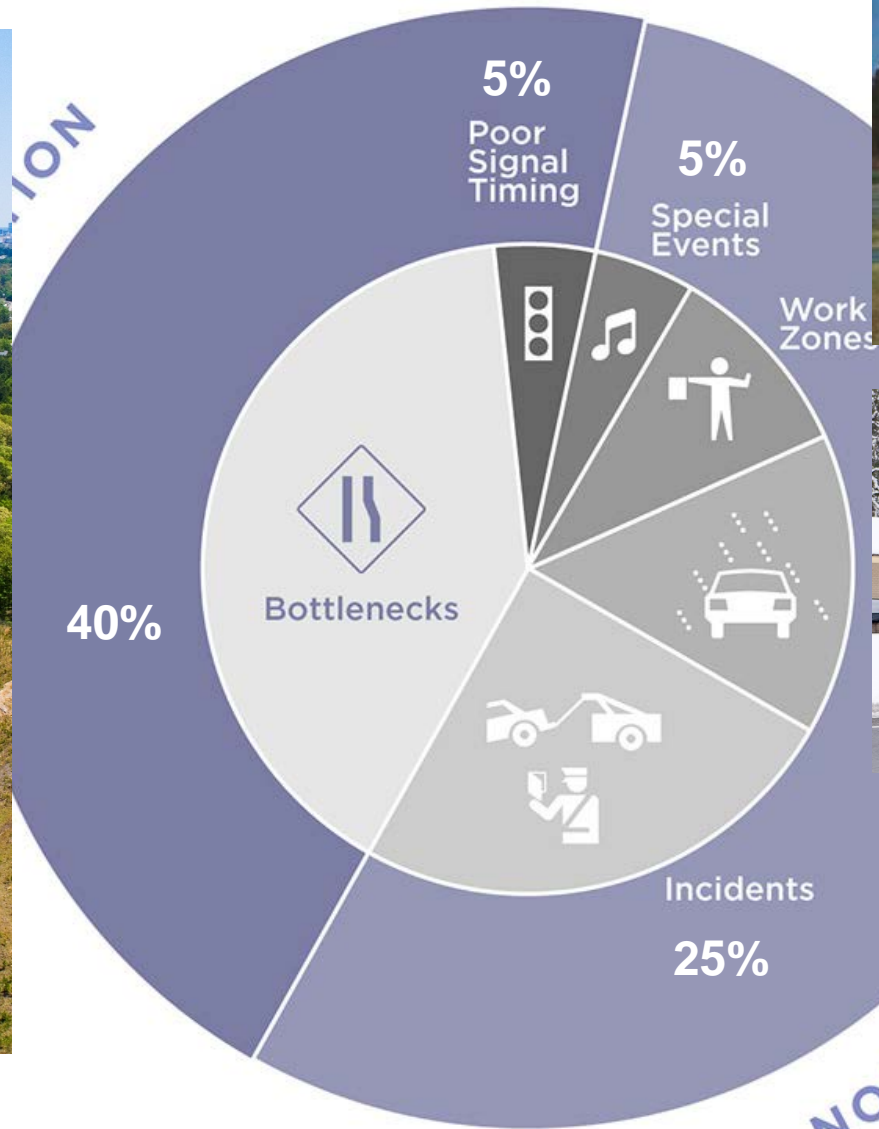
The Arkansas Department of Transportation, in collaboration with traffic incident management (TIM) stakeholders within our state, is proud to bring you the TIM quarterly report. This document will provide a snapshot of Arkansas' efforts to improve safety and mobility on our State Highway System through TIM.

- 1 Reported through National TIM Responder Training Program, 1/14/19 to 4/8/19
- 2 Accidents resulting in highway lane closures reported through ACTIS; note that other agencies such as Arkansas State Police are now reporting incidents directly to ACTIS
- 3 2019 preliminary data reported through eCrash



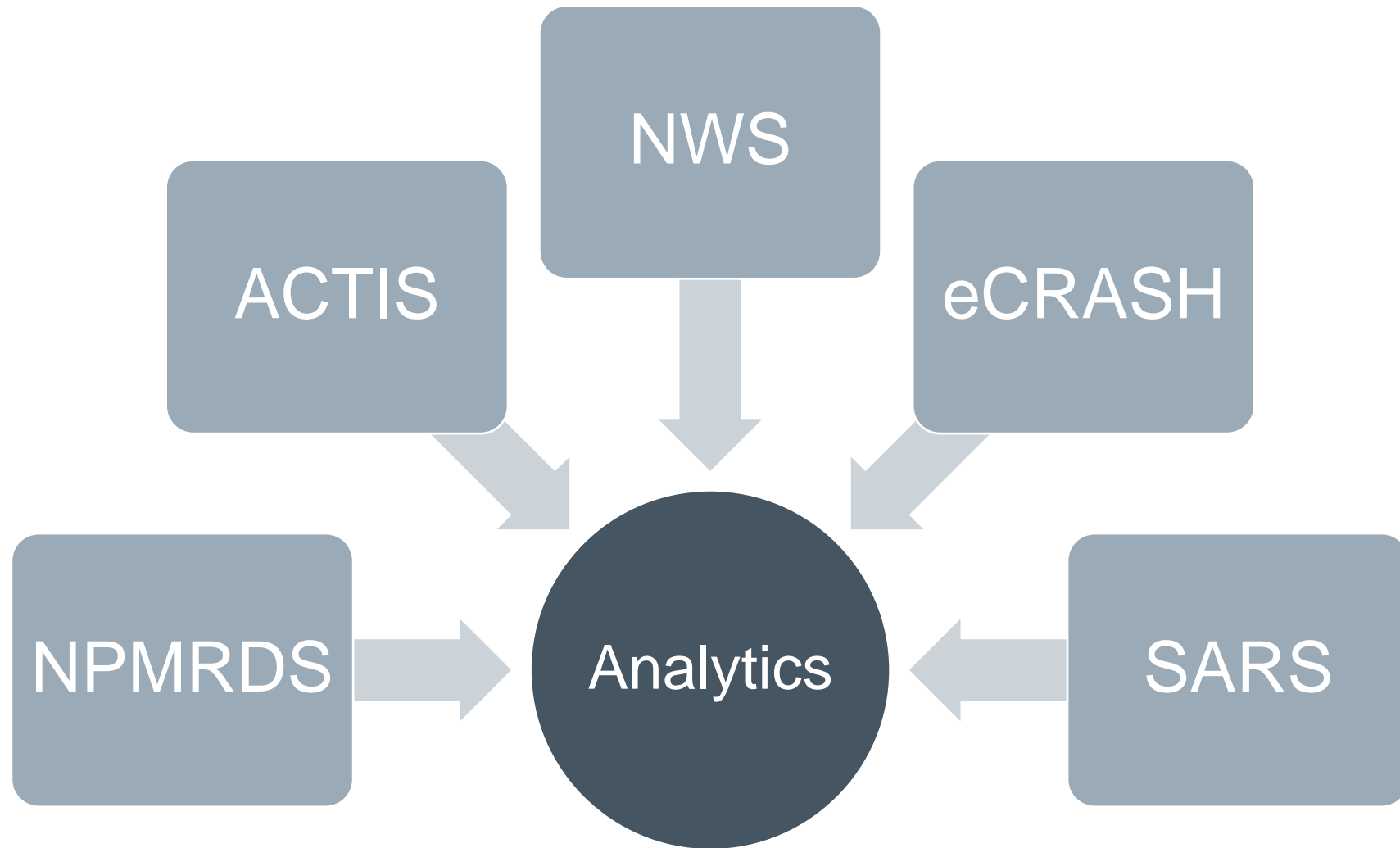
The Arkansas Department of Transportation, in collaboration with traffic incident management (TIM) stakeholders within our state, is proud to bring you the TIM quarterly report. This document will provide a snapshot of Arkansas' efforts to improve safety and mobility on our State Highway System through TIM.

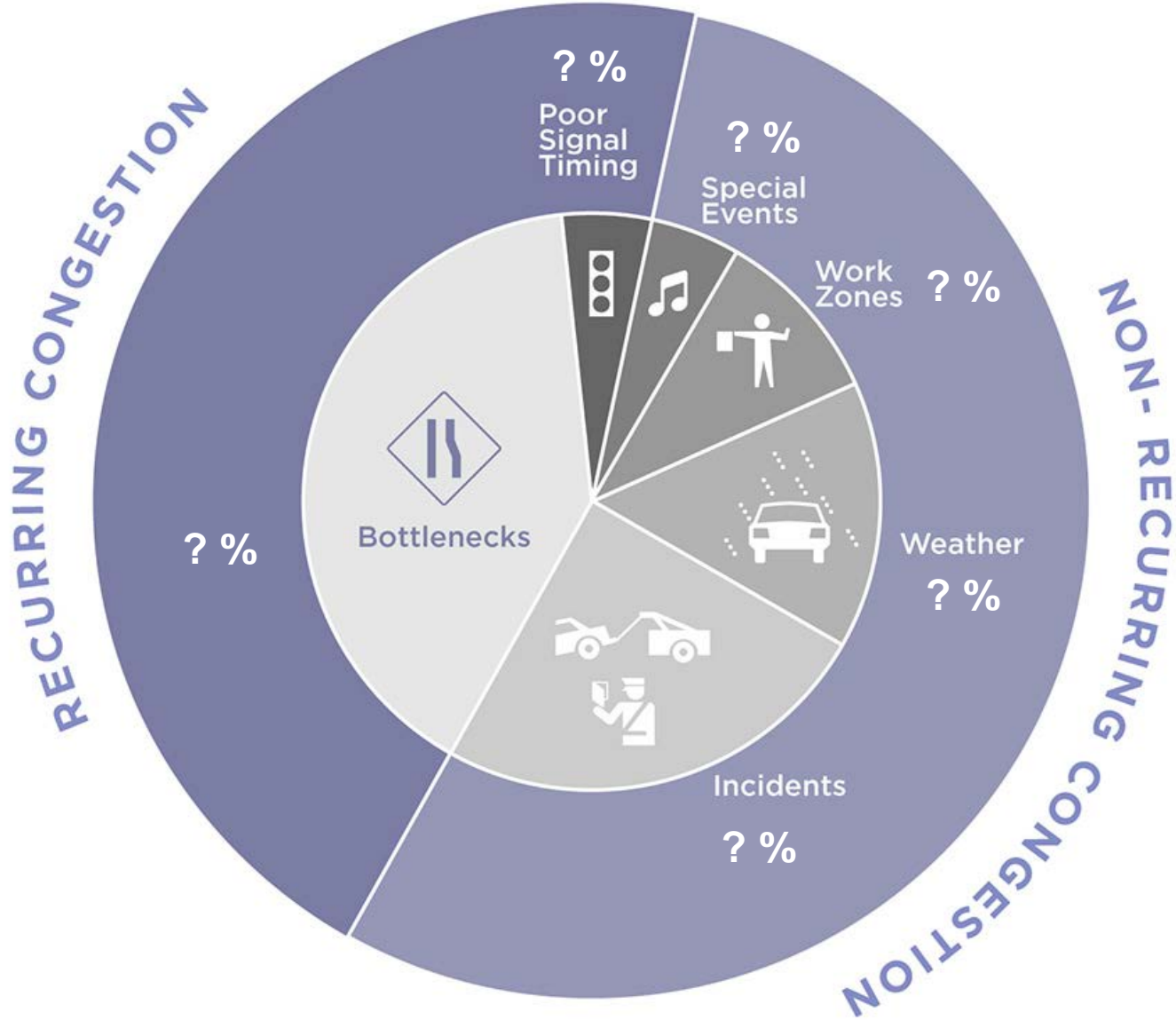
- 1 Reported through National TIM Responder Training Program, 4/3/18 to 7/9/18
- 2 Reported through ACTIS
- 3 2018 preliminary data reported through eCrash



Source: FHWA

	EASTBOUND (from East to West)																			
	113-04488	113N04489	113-04489	113N04490	113-04490	113N04491	113-04491	113-04497	113N04498	113-04498	113N04499	113-04499	113N04500	113-04500	113N04501	113-04501	113N04502	113-04502	113N04415	113-04415
3:00 PM	66.41	66.53	65.16	63.15	65.48	67.23	66.7	67.41	67.21	66.3	67.4	66.83	66.57	66.49	66.66	65.83	66.47	66.48	66.81	66.16
4:00 PM	66.47	67.14	64.89	63.79	65.73	66.96	66.41	66.9	66.4	66.48	67.14	66.82	65.94	66.49	65.64	65.9	66.65	66.48	66.9	66.73
5:00 PM	63.93	65.14	63.65	60.93	62.82	64.98	64.51	65.88	66.65	65.05	65.81	65.95	66.38	65.82	66.42	62.91	66.52	66.35	67.38	65.18
6:00 PM	64.55	65.04	63.49	60.72	63.56	66.3	65.41	66.91	67.4	66.66	67.22	66.99	66.73	66.57	66.98	66.99	67.14	67.21	67.12	66.8
7:00 PM	64.08	63.68	62.84	58.79	63.32	64.76	64.29	67.15	67.56	66.64	66.74	67.07	66.8	66.97	66.73	65.88	65.87	66.46	65.4	64.84
8:00 PM	62.15	62.54	61.81	59.07	62.12	64.0	64.41	66.22	64.88	64.07	66.47	65.21	64.67	65.2	65.62	64.85	66.22	66.51	65.89	65.96
9:00 PM	58.55	57.55	56.76	54.44	54.93	56.6	58.9	63.73	62.67	59.56	61.16	59.73	58.72	56.8	54.73	52.24	52.74	51.5	53.89	52.26
10:00 PM	52.18	51.9	50.18	47.45	49.35	51.15	51.48	52.57	48.8	44.77	48.29	46.43	44.65	43.51	42.89	45.55	45.04	47.41	47.01	48.15
11:00 PM	51.02	50.39	49.42	47.42	47.55	48.18	48.45	45.02	46.75	41.87	43.63	46.32	34.65	43.73	45.59	44.1	50.52	49.1	51.7	50.14
12:00 AM	47.87	49.24	48.06	46.65	47.69	47.59	48.83	42.62	41.72	38.91	44.96	44.46	44.69	45.16	45.3	44.06	46.4	45.71	50	49.62
1:00 AM	52.85	53.8	50.94	48.55	49.24	39.08	46.54	42.69	44.63	41.22	46.15	44.8	45.14	45.32	47.92	46.51	49.2	49.8	51.37	48.3
2:00 AM	44.59	39.83	39.41	38.95	41.65	41.21	42.4	38.74	38.96	38.06	40.53	40.72	43.04	42.14	40.52	37	40.32	40.07	44.16	46.87
3:00 AM	40.78	43.84	36.04	33.89	39.19	40.88	39.51	35.28	36.95	36.69	36.36	39.43	45.1	44.45	33.96	34.78	34.07	35.14	31.42	30.48
4:00 AM	49.61	46.24	43.78	44.38	46.34	44.04	44.67	41.53	41.24	39.94	41.1	42.12	44.45	33.96	34.78	34.07	35.14	31.42	30.48	31.08
5:00 AM	51.47	50.06	48.43	43.52	47.66	47.59	47	38.99	37.88	37.74	33.86	34.34	33.89	27.68	24.22	13.58	17			25.12
6:00 AM	51.7	48.43	45.9	44.96	45.9	45.61	46.15	40.66	18.87	28.48	36.72	40.23	33.2	40.29						11.18
7:00 AM	58.24	54.02	52.22	52.33	53	52.76	52.06	40.4	33.4	43.99	41.67	40.33	43.91	43.99	29.42	44	30.05	28	4.67	
8:00 AM	58.37	57.23	53.83	52.24	57.33	58.08	57.63	43.65	44.13	45.47	40.67	50.27	43.36	43.29	52	34.26		33.74	28.37	19.29
9:00 AM	61.1	60.2	57.43	58.53	59.57	62.46	61.27	55.1	48.67	47.73	36.13	55.04	53.96	46.89	35.4	33.12	26.89	35.83	36.23	7.27
10:00 AM	63.3	63.38	59.52	60.02	60.76	60.76	63.62	55.14	48.67	47.73	36.13	55.04	53.45	50.12	42.53	47.45	47.34	46.69	46.5	29.74
11:00 AM	64.47	64.11	61.14	59.81	62.93	65.3	63.99	57.54	18.08	23.83	18.48	27.8	59.5							
12:00 PM	63.98	63.06	50.7	60.48	63.31	64.39	63.89	63.8	14.11	6.88	36.7	57.99	64.29	64.65	64.36	64.81	64.87	64.88	64.02	61.44
1:00 PM	64.73	65.19	63.48	62.04	63.21	64.78	64.07	62.55	28.82	10.22	60.33	65.73	66.73	66.33	65.73	66.16	66.23	65.72	65.72	64.95
2:00 PM	64.98	65.07	63.32	61.65	63.49	65.73	65.24	65.14	51.35	57.89	59.61	65.82	65.13	65.32	64.87	65.15	65.89	65.9	65.63	64.28
3:00 PM	65.07	65.4	63.66	62.31	64.15	64.87	65.31	66.15	65.56	65.05	65.55	66.41	66.65	66.07	66.73	65.8	66.73	66.15	65.97	65.39
4:00 PM	65.15	65.48	63.91	62.63	64.22	65.38	64.96	66.07	65.55	65.08	65.03	65.98	67.14	66.49	65.28	66.08	66.65	66.65	66.24	65.74
5:00 PM	64.23	62.2	62.38	60.74	63.71	64.94	65.06	66.57	65.8	64.13	66.82	65.24	65.67	65.56	65.02	64.23	65.86	65.37	64.96	63.69
6:00 PM	65.41	65.55	63.56	62.05	64.12	65.98	65.49	65.4	63.5	63.64	64.61	65.06	64.89	65.21	64.09	65.28	65.82	65.92	64.66	64.06
7:00 PM	64.89	64.46	63.16	61.2	63.59	65.71	65.48	66.4	64.54	65.06	66.11	65.99	65.23	65.57	64.11	64.07	65.4	65.56	65.56	64.02
8:00 PM	65.47	65.47	63.73	61.94	64.23	66.14	65.82	65.91	65.2	64.63	65.9	65.83	64.18	64.9	65.8	65.06	65.7	65.7	66.26	64.28
9:00 PM	65.31	65.96	64.06	62.01	64.11	65.39	65.23	66.32	65.96	64.72	65.86	65.57	64.77	65.39	64.12	64.46	65.2	57.57	66.28	64.97
10:00 PM	65.3	65.13	63.44	62.2	63.7	65.48	65.3	66.08	65.49	64.79	65.26	66.07	65.8	65.65	65.03	63.88	63.2	64.02	65.69	64.37
11:00 PM	64.09	64.79	62.8	61.1	61.8	64.85	65.65	65.49	65	64.54	65.67	65.56	65.51	64.9	64.96	64.03	61.48	64.97	63.29	63.8





QUESTIONS?

andrew.brewer@ardot.gov
(501) 569-2201

